

## DARE COUNTY ANIMAL CONTROL

### FIELD ACTIVITIES REPORT

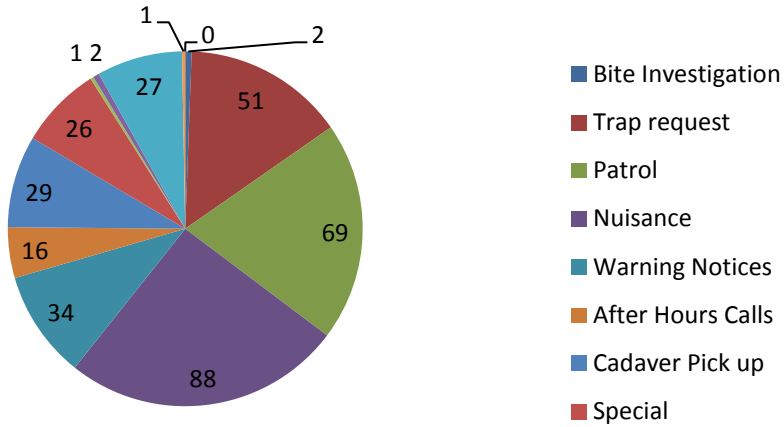
Dec-11

	MO	YTD		MO	YTD
Total Dogs Picked up:	13	101	Dog Bite Investigations	0	33
Total Cats Picked up:	28	178	Cat Bite Investigation	2	11
Total Other Domestic:			Other Domestic Bite In	0	
Total Wildlife:			Wildlife Bite Investigation	0	1
Total DOA's	0	6	Specimens Sent to Lab	1	9
Total Owner given up	8	52	Trap Requests	51	250
Total Stray	32	154	Patrols	69	330
Injured Animal Rescue	6	56	Nuisance Investigations	88	553
Cruelty Investigated			Warning Notices	34	141
OPEN	2	5	After Hours Calls	16	227
CLOSED	2		Cadaver Pick up	29	109
Transported to Vet	27	128	Special Assignments	26	124
Mutual Aid Responses:	1	12	Presentations/Education	1	4
Court Cases	0	11	In-House training	1	3
Given Up Pet Trips:	8	46			
Stray Trips	16	138			

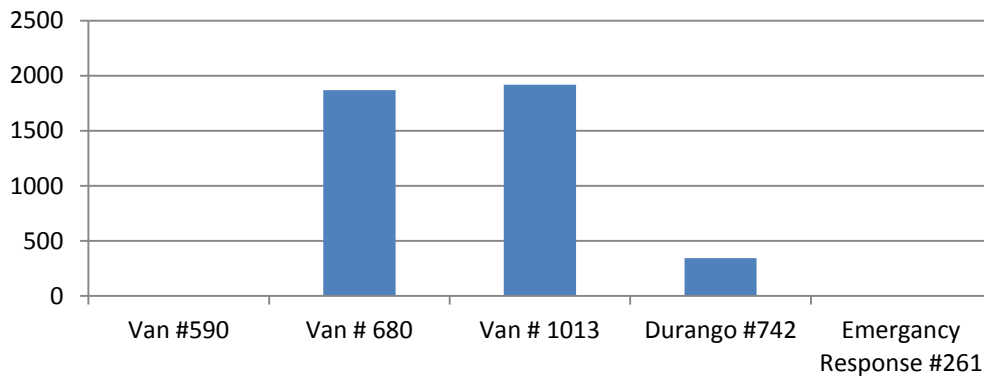
#### Miles Traveled

Vehicle#	MO	YTD	Odemeter End Readings
Van #590	0	181	195,556
Van # 680	1869	17,536	153,841
Van # 1013	1919	13,297	95,688
Durango #742	344		128882
Emergency Response #261	0		122648

### FIELD ACTIVITIES



### Miles Traveled



# DARE COUNTY ANIMAL SHELTER

ACTIVITIES REPORT

MONTH: DECEMBER 2011

**DOGS**

Other Domestic

BROUGHT IN BY	STRAY		GIVEN UP		TOTAL		MONTH	YTD
	MONTH	YTD	MONTH	YTD	MONTH	YTD		
DARE COUNTY ANIMAL CONTROL	11	88	2	13	13	101		
NAGS HEAD ANIMAL CONTROL	1	9	0	1	1	10		
KILL DEVIL HILLS ANIMAL CONTROL	0	1	0	15	0	16		
CITIZENS	9	42	17	90	26	132	3	3
<b>TOTAL</b>	<b>21</b>	<b>140</b>	<b>19</b>	<b>119</b>	<b>40</b>	<b>259</b>	<b>3</b>	<b>17</b>

**Cats**

WILDLIFE

BROUGHT IN BY	STRAY		GIVEN UP		TOTAL		MONTH	YTD
	MONTH	YTD	MONTH	YTD	MONTH	YTD		
DARE COUNTY ANIMAL CONTROL	21	119	7	59	28	178	10	
NAGS HEAD ANIMAL CONTROL	19	42	0	1	19	43	1	
KILL DEVIL HILLS ANIMAL CONTROL	0	0	0	52	0	52	0	
CITIZENS	11	100	14	141	25	241	2	
<b>TOTAL</b>	<b>51</b>	<b>261</b>	<b>21</b>	<b>253</b>	<b>72</b>	<b>514</b>	<b>13</b>	<b>127</b>

DISPOSITIONS	ADOPTION		RECLAIM/RTO/ released		TRANSFERRED TO RESUCE		EUTHANIZED		OTHER (DIS, DOA ETC)		TOTAL	
	MONTH	YTD	MONTH	YTD	MONTH	YTD	MONTH	YTD	MONTH	YTD	MONTH	YTD
DOGS	17	118	11	76	0	0	10	57	0	21	38	272
CATS	13	77	2	28	7	25	65	399	3	17	90	556
Domestic Other	0	0	0	0	8	10	0	0	0	0	8	10
Wildlife-other			5	6	0	0	8	19	0	2	13	27

**DISPOSITION RATES**

DOGS												
CATS												

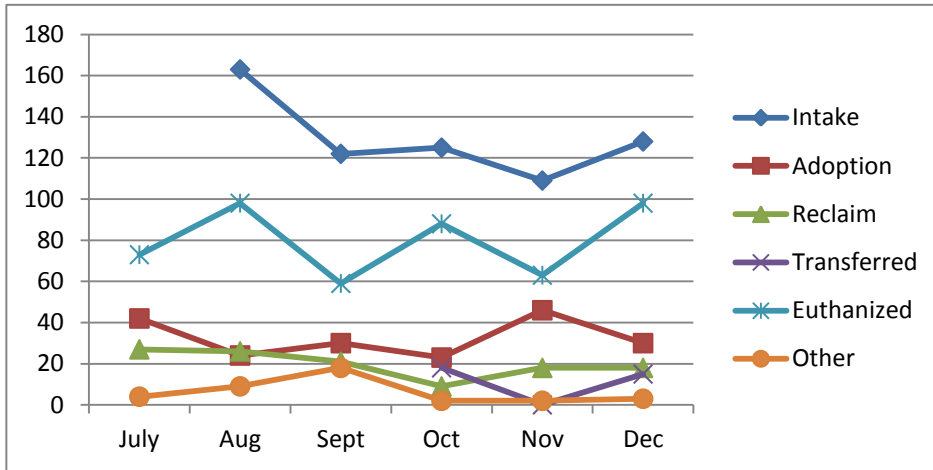
EUTHANIZED BY REASON	HEALTH		BEHAVIOR		FERAL/WILD		REQUEST BY OWNER		COURT ORDERED		SPACE	
	MONTH	YTD	MONTH	YTD	MONTH	YTD	MONTH	YTD	MONTH	YTD	MONTH	YTD
DOGS	0	27	2	10	0	0	8	24	0	0	0	10
CATS	14	173	7	55	39	128	2	10	0	0	3	39
Other Domestic	0	0	0	0	0	0	0	0	0	0	0	0
Wildlife	1	1			7	17						

**EUTHANASIA RATES**

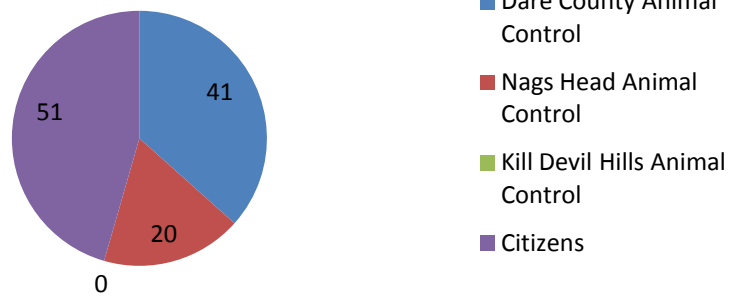
DOGS												
CATS												

CURRENT INVENTORY	OTHER SPECIES HANDLED THIS MONTH	OTHER SPECIES HANDLED YTD
DOGS	28	3 Ferrets, 1 Loon, 5 Raccoons, 1 Seagull,
CATS	73	1 Squirell, 3 Opossums
OTHER	0	
<b>TOTAL</b>	<b>101</b>	10 Rabbits, 63 Raccons, 20 Opp, 5 Loons, 13 Seagulls, 2 Doves, 6 Squirrles, 1 bat, 1 Owl, 1 Sandpiper, 1 Goose, 4 Foxes, 6 Pelicans, 1 Deer, 1 Heron, 2 Guinea Pigs, 2 Ball Pythons, 3 Ferrets

## SHELTER ACTIVITIES



### Brought In By



### By Species

